



**2023**

# Product Catalog

**WARNING:** All tires are designed to be used on wheels that are manufactured to T&RA specifications and tolerances. Use of these tires on wheels that do not meet T&RA standards can cause assembly to fail and burst with explosive force sufficient to cause serious personal injury or death.

## CONTENTS

### DIRT

Modified/Street Stock.....	2
Late Model.....	4
Sprint Dirt.....	5
Micro Sprint.....	6
Midget/Mini-Sprint.....	7
DOT.....	11

### ASPHALT

Late Model/Modified/Street Stock (Treaded).....	8
Late Model/Limited Late Model (Slick).....	8
Sprint/Super Modifieds (Slick).....	9
Micro-Sprint.....	9
Midget/Mini Stock.....	10
DOT.....	11
Sports Car/Road Racing.....	12
Tread Patterns.....	13
Distributors (US & Canada).....	14
Distributors (International).....	15

## NO WARRANTY POLICY

RACE TIRES AMERICA (“RTA”) OFFERS RACING TIRES UNDER THE AMERICAN RACER® BRAND FOR SALE UPON THE TERMS AND THE CONDITIONS CONTAINED IN THIS DISCLAIMER OF LIABILITY. BECAUSE OF THE MANY VARIED AND DIFFERENT CONDITIONS TO WHICH RACE TIRES ARE EXPOSED AND BECAUSE OF THE MANNER IN WHICH RACING IS CONDUCTED, RTA MAKES ABSOLUTELY **NO WARRANTY**, EXPRESSED OR IMPLIED, OF MERCHANTABILITY OR OF FITNESS FOR A GENERAL OR PARTICULAR PURPOSE IN CONNECTION WITH ANY OFFER FOR SALE OR SALE OF RACE TIRES BY RTA. **ALL RACE TIRE AMERICA AMERICAN RACER RACING TIRES ARE SOLD “AS IS.”**

New, unused tires exhibiting a defect in workmanship or materials, as verified by RTA’s examination, will be issued a credit equal to RTA’s distributor price. To qualify for a credit, the tire must have a manufacturing date within twelve (12) months of the tire’s return to RTA.

**ALL AMERICAN RACER RACING TIRES, INCLUDING “D.O.T.” MARKED TIRES, ARE DESIGNED FOR RACING PURPOSES ONLY AND ARE NOT TO BE OPERATED ON PUBLIC STREETS, ROADS, OR HIGHWAYS.** American Racer “D.O.T.” marked tires have passed D.O.T. minimum requirements for sidewall identification, labeling, and performance; however, racing tires have reduced skid depth or soft compounds designed for racing on dirt or asphalt closed oval tracks. Racing compounds and tread depths give reduced tread life and are not suitable for highway or street use.

## WARNING

**DO NOT, UNDER ANY CIRCUMSTANCES, MOUNT ANY AMERICAN RACER TIRE ON A WHEEL THAT DOES NOT MEET TIRE AND RIM ASSOCIATION STANDARDS. USE OF AMERICAN RACER TIRES ON WHEELS THAT DO NOT MEET TIRE & RIM ASSOCIATION STANDARDS CAN CAUSE THE ASSEMBLY TO FAIL AND BURST WITH EXPLOSIVE FORCE SUFFICIENT TO CAUSE SERIOUS PERSONAL INJURY OR DEATH. AMERICAN RACER TIRES SOLD BY RTA ARE INTENDED TO BE USED EXCLUSIVELY ON TIRE RIMS DESIGNED AND MANUFACTURED TO COMPLY WITH TIRE & RIM ASSOCIATION (T&RA) STANDARDS AND SPECIFICATIONS.** Any person using American Racer racing tires on wheels that do not meet T&RA standards and specifications or on damaged wheels assumes responsibility for these dangerous actions and agrees to reimburse RTA (and its affiliated companies) for all loss, damage or cost it may suffer because of such actions. Wheel standards and specifications can be obtained by writing to: **Tire & Rim Association, 175 Montrose West Avenue, Suite 150, Copley, Ohio 44321** or by consulting your rim manufacturer.

**CHEMICALLY ALTERING TIRES** - Race Tires America does not authorize or permit: (1) chemical alteration of the tread carcass and/or tread compound, such as tire "soaking"; (2) use of tread "softener"; or (3) the physical defacement (removal, altering or covering), of tire sidewall markings in any manner. Failure to comply with this warning could result in premature or catastrophic tire failure that may result in serious injury or death.

# DIRT

## MODIFIED / STREET STOCK



Type	Diam	Size	Desc/Cmpd	Tread	Prod#	Trd Wd	Sect Wd	Dia	Circ	Rim Wd	Wt
Dirt	15	26.0/10.5-15DT	SD-33 McMOD	F	J1FAJ	11	12.8	27.5	86.5	10	20.02
Dirt	15	26.0/10.5-15DT	MCMOD SD-48 FS	F	J45AJ	11	12.8	27.5	86.5	10	20.82
Dirt	15	26.0/10.5-15DT	SD-38 MCMOD	F	J4KAJ	11	12.8	27.5	86.5	10	20.12
Dirt	15	26.0/10.5-15DT	SD-38 GVVIEW	F	J5NAJ	11	12.8	27.5	86.5	10	20.12
Dirt	15	26.0/10.5-15DT	SD-44 BRIDGE	F	J7CAJ	11	12.8	27.5	86.5	10	20.32
Dirt	15	26.0/10.5-15DT	D-1B BRIDGE	F	J7NAJ	11	12.8	27.5	86.5	10	20.92
Dirt	15	26.0/10.5-15DT	SD-38 NES	F	J97AJ	11	12.8	27.5	86.5	10	20.12
Dirt	15	26.0/10.5-15DT	SD-44 DIS	F	JF4AJ	11	12.8	27.5	86.5	10	20.32
Dirt	15	26.0/10.5-15DT	SD-44 GVVIEW	F	JN2AJ	11	12.8	27.5	86.5	10	20.32
Dirt	15	26.0/10.5-15DT	SD-48	F	JNXAJ	11	12.8	27.5	86.5	10	20.82
Dirt	15	26.0/10.5-15DT SH	SD-33 BRIDGE	F	J52AK	10.5	12.2	26.9	84.5	10	18.71
Dirt	15	26.0/10.5-15DT/SH	BRISCA F1	F	JY4AK	10	12.1	26.6	83.5	10	22.76
Dirt	15	26.0/10.5-15DT/SH	SD-33 MCMOD	F	J1FAK	10.5	12.2	26.9	84.5	10	18.71
Dirt	15	26.0/10.5-15DT/SH	SD-44 BRIDGE	F	J7CAK	10.5	12.2	26.9	84.5	10	19.01
Dirt	15	26.0/10.5-15DT/SH	SD-33 NES	F	JF3AK	10.5	12.2	26.9	84.5	10	18.71
Dirt	15	26.0/10.5-15DT/SH	SD-44 DIS	F	JF4AK	10.5	12.2	26.9	84.5	10	19.01
Dirt	15	26.0/10.5-15DT/SH	SD-33 GVVIEW	F	JN3AK	10.5	12.2	26.9	84.5	10	18.71
Dirt	15	26.0/7.0-15DT	BRISCA F1	F	JY4KK	7.8	9.8	26.3	82.5	7	18.19

Type	Diam	Size	Desc/Cmpd	Tread	Prod#	Trd Wd	Sect Wd	Dia	Circ	Rim Wd	Wt
Dirt	15	26.5/11.0-15DTW	SD-33	F	J4AW1	12	14.8	27.4	86	14	21.56
Dirt	15	26.5/11.0-15DTW	SD-44	F	J4BW1	12	14.8	27.4	86	14	21.86
Dirt	15	26.5/11.0-15DTW	SD-48	F	JNXW1	12	14.8	27.4	86	14	22.06
Dirt	15	26.5/11.0-15DTW	SD-38	F	JP6W1	12	14.8	27.4	86	14	21.76
Dirt	15	26.5/8.0-15DT	HARD	F	JAHMV	9	10.8	26.7	84	8	18.63
Dirt	15	26.5/8.0-15DT	MED	F	JASMV	9	10.8	26.7	84	8	18.23
Dirt	15	26.5/8.0-15DT	SOFT	F	JAVMV	9	10.8	26.7	84	8	18.03
Dirt	15	26.5/8.0-15DT	SOFT TSMA	F	JE1MV	9	10.8	26.7	84	8	18.13
Dirt	15	26.5/8.0-15DT	EXTRA AR 500	F	JHWMV	9	10.8	26.7	84	8	18.53
Dirt	15	26.5/8.0-15DT	HARD ARS	F	JNCMV	9	10.8	26.7	84	8	18.33
Dirt	15	26.5/8.0-15SW	HARD MARW	F	J1MXC	9	10.8	26.9	84.5	8	17.77
Dirt	15	26.5/8.0-15SW	MED STOCKER	F	JC9XC	9	10.8	26.9	84.5	8	17.77

Type	Diam	Size	Desc/Cmpd	Tread	Prod#	Trd Wd	Sect Wd	Dia	Circ	Rim Wd	Wt
Dirt	15	27.0/8.0-15SW	AR-500	F	J9UNC	9.5	11.8	26.4	83	10	19.22
Dirt	15	27.5/11.0-15DT	MD-56 MARW	F	JDCFW	11	14	27.7	87	12	20.96
Dirt	15	27.5/11.0-15DTW	SD-33 MCMOD	F	J1FBM	13	15.4	27.5	86.5	14	22.42
Dirt	15	27.5/11.0-15DTW	MCMOD SD-48 FS	F	J45BM	13	15.4	27.5	86.5	14	22.92
Dirt	15	27.5/11.0-15DTW	SD-44 MCMOD	F	J47BM	13	15.4	27.5	86.5	14	22.82
Dirt	15	27.5/11.0-15DTW	SD-38	F	J49BM	13	15.4	27.5	86.5	14	22.72
Dirt	15	27.5/11.0-15DTW	SD-23	F	J5TBM	13	15.4	27.5	86.5	14	22.52
Dirt	15	27.5/11.0-15DTW	SD-44 BRIDGE	F	J7CBM	13	15.4	27.5	86.5	14	22.82
Dirt	15	27.5/11.0-15DTW	HARD BRIDGE	F	J7FBM	13	15.4	27.5	86.5	14	23.12
Dirt	15	27.5/11.0-15DTW	SD-44 NES	F	JF2BM	13	15.4	27.5	86.5	14	22.82
Dirt	15	27.5/11.0-15DTW	SD-44 DIS	F	JF4BM	13	15.4	27.5	86.5	14	22.82
Dirt	15	27.5/11.0-15DTW	MD-56	F	JJYBM	13	15.4	27.5	86.5	14	23.32
Dirt	15	27.5/11.0-15DTW	SD-44 GVVIEW	F	JN2BM	13	15.4	27.5	86.5	14	22.82
Dirt	15	27.5/11.0-15DTW	SD-48	F	JNXBM	13	15.4	27.5	86.5	14	22.92
Dirt	15	27.5/8.0-15DT	MED	F	JASH7	9	11.2	27.4	86	8	18.94
Dirt	15	27.5/8.0-15DT	SOFT	F	JAVH7	9	11.2	27.4	86	8	18.64
Dirt	15	27.5/8.0-15DT	SOFT TSMA	F	JE1H7	9	11.2	27.4	86	8	18.74
Dirt	15	27.5/8.0-15DT	HARD/ARS	F	JNCH7	9	11.2	27.4	86	8	18.94
Dirt	15	27.5/8.0-15DT	EXTRA/AR-500	F	J9EH7	9	11.2	27.4	86	8	19.14
Dirt	15	27.5/8.0-15SW	MED STOCKER	F	JC9XJ	9.4	11.2	27.4	86	8	18.26
Dirt	15	27.5/8.0-15SW	HARD STOCKER	F	JN9XJ	9.4	11.2	27.4	86	8	18.46

# DIRT

## MODIFIED / STREET STOCK (continued)



Type	Diam	Size	Desc/Cmpd	Tread	Prod#	Trd Wd	Sect Wd	Dia	Circ	Rim Wd	Wt
Dirt	15	28.5/11.0-15DT	FS MD-50	F	J41KX	11	15	28.2	88.5	14	20.54
Dirt	15	28.5/11.0-15DT	SD-48	F	JNXKX	11	15	28.2	88.5	14	20.44
Dirt	15	28.5/11.0-15DTW	SD-44	F	J1EEF	13	15.6	28.2	88.5	14	23.59
Dirt	15	28.5/11.0-15DTW	SD-48	F	J4CEF	13	15.6	28.2	88.5	14	23.79
Dirt	15	28.5/11.0-15DTW	SD-38	F	J4FEF	13	15.6	28.2	88.5	14	23.49
Dirt	15	28.5/11.0-15DTW	SD-23	F	J5TEF	13	15.6	28.2	88.5	14	23.29
Dirt	15	28.5/11.0-15DTW	SD-33	F	JDBEF	13	15.6	28.2	88.5	14	23.29
Dirt	15	28.5/11.0-15DTW	MD-56	F	JJYEF	13	15.6	28.2	88.5	14	24.09
Dirt	15	28.5/11.0-15DTW	SD-44 GVIEW	F	JN2EF	13	15.6	28.2	88.5	14	23.59
Dirt	15	28.5/11.0-15DTW	SD-44 SES	F	JVUEF	13	15.6	28.2	88.5	14	24.09

Type	Diam	Size	Desc/Cmpd	Tread	Prod#	Trd Wd	Sect Wd	Dia	Circ	Rim Wd	Wt
Dirt	15	29.0/11.0-15DTW	SD-33 MCMOD	F	J1FH9	12	16	29.1	91.5	14	23.06
Dirt	15	29.0/11.0-15DTW	SD-48	F	J1LH9	12	16	29.1	91.5	14	23.86
Dirt	15	29.0/11.0-15DTW	SD-44 MCMOD	F	J1VH9	12	16	29.1	91.5	14	23.36
Dirt	15	29.0/11.0-15DTW	SD-44	F	J1XH9	12	16	29.1	91.5	14	23.66
Dirt	15	29.0/11.0-15DTW	SD-48 SES	F	J2FH9	12	16	29.1	91.5	14	23.66
Dirt	15	29.0/11.0-15DTW	MCMOD MD-50 FS	F	J39H9	12	16	29.1	91.5	14	23.66
Dirt	15	29.0/11.0-15DTW	MD-53 (McADOO)	F	J3YH9	12	16	29.1	91.5	14	23.66
Dirt	15	29.0/11.0-15DTW	SD-48 MCMOD	F	J46H9	12	16	29.1	91.5	14	23.56
Dirt	15	29.0/11.0-15DTW	SD-38	F	J4FH9	12	16	29.1	91.5	14	23.26
Dirt	15	29.0/11.0-15DTW	SD-38 MCMOD	F	J4KH9	12	16	29.1	91.5	14	23.26
Dirt	15	29.0/11.0-15DTW	SD-23	F	J5TH9	12	16	29.1	91.5	14	23.06
Dirt	15	29.0/11.0-15DTW	D-3B BRIDGE	F	J7FH9	12	16	29.1	91.5	14	23.06
Dirt	15	29.0/11.0-15DTW	SD-33	F	J7RH9	12	16	29.1	91.5	14	23.06
Dirt	15	29.0/11.0-15DTW	MD-50 GVIEW	F	J99H9	12	16	29.1	91.5	14	23.66
Dirt	15	29.0/11.0-15DTW	SD-48 NES	F	J9MH9	12	16	29.1	91.5	14	23.56
Dirt	15	29.0/11.0-15DTW	SD-48 DIS	F	JF5H9	12	16	29.1	91.5	14	23.56
Dirt	15	29.0/11.0-15DTW	MD-56	F	JJYH9	12	16	29.1	91.5	14	23.06
Dirt	15	29.0/11.0-15DTW	MD-56	F	JKWH9	12	16	29.1	91.5	14	23.36
Dirt	15	29.0/11.0-15DTW	SD-48 GVIEW	F	JP1H9	12	16	29.1	91.5	14	23.56

Type	Diam	Size	Desc/Cmpd	Tread	Prod#	Trd Wd	Sect Wd	Dia	Circ	Rim Wd	Wt
Dirt	15	70/245-15SW	HARD	DD	JAHNW	7.8	10.1	28.2	88.5	7	16.93
Dirt	15	70/245-15SW	DIRT	DD	JFLNW	7.8	10.1	28.2	88.5	7	16.93
Dirt	15	82/8.0-15DT	MED	F	JASH6	8.1	10.4	26.3	82.5	8	16.1
Dirt	15	82/8.0-15DT	SOFT	F	JAVH6	8.1	10.4	26.3	82.5	8	15.9
Dirt	15	84/8.0-15DT	HARD	F	Jahr6	9	10.8	26.9	84.5	8	18.41
Dirt	15	84/8.0-15DT	AMCA HARD	F	JANR6	9	10.8	26.9	84.5	8	18.41
Dirt	15	84/8.0-15DT	MED	F	JASR6	9	10.8	26.9	84.5	8	18.06
Dirt	15	84/8.0-15DT	SOFT	F	JAVR6	9	10.8	26.9	84.5	8	17.86
Dirt	15	86/8.0-15DTN	MED	F	JASM6	9	10.7	27.4	86	8	17.48
Dirt	15	86/8.0-15DTN	SOFT	F	JAVM6	9	10.7	27.4	86	8	17.38
Dirt	15	G60-15	KK-704	BB	JWEV4	8.8	10.5	27	85	7	21.95
Dirt	15	G60-15	KK-704 BTC	BB	JWHV4	8.8	10.5	27	85	7	21.95
Dirt	15	G60-15	KK-704	BB	JWEV5	8.8	10.4	26.4	83	7	21.38
Dirt	15	G60-15	KK-704 BTC	BB	JWHV5	8.8	10.4	26.4	83	7	21.38
Dirt	15	G60-15	MOD-3	BB	JXV5	8.2	9.9	26.4	83	7	20.91
Dirt	15	G60-15	MOD-3 (SW)	BB	JXTV5	8.2	9.9	26.4	83	7	20.71
Dirt	15	G60-15	MOD-3 SH	BB	JXHV5	8.2	9.9	26.1	82	7	20.76
Dirt	15	G60-15	MOD-3 SH (SW)	BB	JXUV5	8.2	9.9	26.1	82	7	20.56
Dirt	15	G60-15	KK-704	BB	JLEV5	8.8	10.4	26.7	84	7	21.5
Dirt	15	G60-15	BTC KK-704	BB	JLHV5	8.8	10.4	26.7	84	7	21.5
Dirt	15	G60-15SH	BRISCA F1	BB	JY4V6	8.8	10.6	25.8	81	7	21.23
Dirt	15	G60-15SH	KK-704	BB	JWEV6	8.8	10.6	25.9	81.5	7	21.23
Dirt	15	G60-15SH	KK-704 BTC	BB	JWHV6	8.8	10.6	25.9	81.5	7	21.23

# DIRT

## LATE MODEL



Type	Diam	Size	Desc/Cmpd	Tread	Prod#	Trd Wd	Sect Wd	Dia	Circ	Rim Wd	Wt
Dirt	15	28.5/11.0-15BT	SD-12 JSR	D	J3WKX	13	16.8	28	88	14	23.66
Dirt	15	28.5/11.0-15DT	MD-56 MARW	F	JDCKX	11	15	28.2	88.5	14	20.54
Dirt	15	28.5/11.0-15G	MD-56	A	JKWUX	12.5	15.4	28	88	14	24.47
Dirt	15	28.5/11.0-15G	SD-44	A	J2TUX	12.5	15.4	28	88	14	24.38
Dirt	15	28.5/11.0-15G	SD-33	A	J4AUX	12.5	15.4	28	88	14	23.78
Dirt	15	28.5/11.0-15G	SD-48	A	J4DUX	12.5	15.4	28	88	14	24.68
Dirt	15	28.5/11.0-15G	SD-38	A	J4FUX	12.5	15.4	28	88	14	23.98
Dirt	15	28.5/11.0-15G	MD-56	A	JDKUX	12.5	15.4	28	88	14	25.08
Dirt	15	28.5/11.0-15G	SD-48	A	JJFUX	12.5	15.4	28	88	14	24.48

Type	Diam	Size	Desc/Cmpd	Tread	Prod#	Trd Wd	Sect Wd	Dia	Circ	Rim Wd	Wt
Dirt	15	29.0/11.0-15BT	SD-12 JSR	D	J3WAW	13	16.2	29.1	91.5	14	23.76
Dirt	15	29.0/11.0-15BT	SD-48 JSR	D	J4YAW	13	16.2	29.1	91.5	14	24.16
Dirt	15	29.0/11.0-15BT	MD-56 JSR	D	JDYAW	13	16.2	29.1	91.5	14	24.46
Dirt	15	29.0/11.0-15DT	MD-56 MARW	F	JD1AW	11	15.1	29.1	91.5	14	22.29
Dirt	15	29.0/11.0-15G	SD-48	A	J24AX	11	14.2	29.1	91.3	12	23.64
Dirt	15	29.0/11.0-15G	MD-53	A	J25AX	11	14.2	29.1	91.3	12	23.44
Dirt	15	29.0/11.0-15G	SD-33	A	J4AAX	11	14.2	29.1	91.3	12	22.84
Dirt	15	29.0/11.0-15G	MD-56	A	JKWAX	11	14.2	29.1	91.3	12	23.44
Dirt	15	29.0/11.0-15G	SD-44	A	JP5AX	11	14.2	29.1	91.3	12	23.44
Dirt	15	29.0/11.0-15G	MD-53	A	J3YAX	12.4	15.8	29.1	91.3	14	24.83
Dirt	15	29.0/11.0-15G	SD-44	A	JDEAX	12.4	15.8	29.1	91.3	14	24.83
Dirt	15	29.0/11.0-15G	MD-56	A	JDKAX	12.4	15.8	29.1	91.3	14	25.43
Dirt	15	29.0/11.0-15G	SD-33	A	JH6AX	12.4	15.8	29.1	91.3	14	24.23
Dirt	15	29.0/11.0-15G	SD-48	A	JJFAX	12.4	15.8	29.1	91.3	14	25.03
Dirt	15	29.0/11.0-15G	SD-38	A	JP6AX	12.4	15.8	29.1	91.3	14	24.43
Dirt	15	29.0/11.0-15G	R106	A	JUEAX	12.4	15.8	29.1	91.3	14	24.93
Dirt	15	29.0/11.0-15GT	MD-56 SPEC	M	JKWJR	11.8	16	29.1	91.5	14	24.19
Dirt	15	29.0/11.0-15GT	PRO-2	M	JPAJR	12	15.8	29	91	14	23.16
Dirt	15	29.0/11.0-15GT	PRO-3	M	JPCJR	12	15.8	29	91	14	23.86

Type	Diam	Size	Desc/Cmpd	Tread	Prod#	Trd Wd	Sect Wd	Dia	Circ	Rim Wd	Wt
Dirt	15	88.0/11.0-15BT	SD-33	1	JH6D6	14.8	16.2	28	88	14	26.78
Dirt	15	88.0/11.0-15BT	SD-44	1	JP5D6	14.8	16.2	28	88	14	27.38
Dirt	15	88.0/11.0-15BT	SD-38	1	JP6D6	14.8	16.2	28	88	14	26.98
Dirt	15	88.0/11.0-15BT	SD-23	1	JP7D6	14.8	16.2	28	88	14	26.78
Dirt	15	88.0/11.0-15BT	MD-56 SPEC	1	J2KD6	13	15.5	28	88	14	24.87
Dirt	15	88.0/11.0-15BT	SD-48	1	J2VD6	13	15.5	28	88	14	24.47
Dirt	15	88.0/11.0-15BT	SD-33	1	J44D6	13	15.5	28	88	14	23.87
Dirt	15	88.0/11.0-15BT	SD-38	1	J4FD6	13	15.5	28	88	14	24.07
Dirt	15	88.0/11.0-15BT	SD-44	1	JDED6	13	15.5	28	88	14	24.47
Dirt	15	88.0/11.0-15BT	SD-48 SPEC	1	JVYD6	13	15.5	28	88	14	24.37
Dirt	15	88.0/11.0-15BT	PRO-2	1	JPAD6	13	15.5	28	88	14	23.87
Dirt	15	88.0/11.0-15BT	PRO-3	1	JPCD6	13	15.5	28	88	14	24.47
Dirt	15	88.0-11.0-15BT	SD-48	1	JAMD6	14.8	16.2	28	88	14	27.38

Type	Diam	Size	Desc/Cmpd	Tread	Prod#	Trd Wd	Sect Wd	Dia	Circ	Rim Wd	Wt
Dirt	15	92.0/11.0-15BT	MD-56 SPEC	1	J2KLD	13	15.8	29.1	91.3	14	24.81
Dirt	15	92.0/11.0-15BT	SD-48 SPEC	1	JVYLD	13	15.8	29.1	91.3	14	25.01
Dirt	15	92.0/11.0-15BT	SD-48 SPEC	A	J2V2A	13	15.8	29.1	91.3	14	25.62
Dirt	15	92.0/11.0-15BT	PRO-2/SPEC	A	JPA2A	13	15.8	29.1	91.3	14	24.92
Dirt	15	92.0/11.0-15BT	PRO-3/SPEC	A	JPC2A	13	15.8	29.1	91.3	14	25.62

# DIRT SPRINT



Type	Diam	Size	Desc	Tread	Prod#	Trd Wd	Sect Wd	Dia	Circ	Rim Wd	Wt
Dirt	15	26.0/7.0-15DT	SD-33	F	J21KJ	7.5	10.1	26.6	83.5	8	15.93
Dirt	15	26.0/7.0-15DT	SD-38	F	J22KJ	7.5	10.1	26.6	83.5	8	16.13
Dirt	15	26.0/8.0-15DT	SD-33	F	J21EP	8	10.8	26.7	84	8	16.62
Dirt	15	26.0/8.0-15DT	SD-38	F	J22EP	8	10.8	26.7	84	8	16.72
Dirt	15	26.0/8.0-15DT	SD-30	F	J53EP	8	10.8	26.7	84	8	16.55
Dirt	15	26.0/8.0-15DT	SD-44 UTV DIRT	F	J466A	0	10.8	26.7	0	0	19.41
Dirt	15	27.5/11.0-15BT	SD-38 SPEEDSTR	D	JUTK7	11	14.6	27.9	87.5	12	21.97
Dirt	15	28.0/15.0-15BT	SD-33	D	J21WL	14.5	17.2	28.3	89	15	23.85
Dirt	15	28.5/15.0-15BT	SD-30	2	J53WM	14.8	17.7	29	91	15	27.18
Dirt	15	28.5/15.0-15BT	SD-38	2	JWMWM	14.8	17.7	29	91	15	27.68
Dirt	15	28.5/15.0-15BT	SD-33	2	JWPWM	14.8	17.7	29	91	15	27.38
Dirt	15	29.0/11.0-15BT	SD-44 SPEEDSTR	D	JUPAW	13	16.2	29.1	91.5	14	23.86
Dirt	15	29.0/15.0-15BT	SD-33	2	J21FT	15	18	29.6	93	15	26.5
Dirt	15	29.0/15.0-15BT	SD-38	2	J22FT	15	18	29.6	93	15	26.7
Dirt	15	29.0/15.0-15BT	SD-30	2	J53FT	15	18	29.6	93	15	26.3
Dirt	15	30.0/13.0-15GT	SD-33	B	J4AK2	13	16.9	30.4	95.5	14	26.99
Dirt	15	30.0/15.0-15BT	SD-33	2	J21WT	15	18.5	30.2	95	15	27.63
Dirt	15	30.0/15.0-15BT	SD-38	2	J22WT	15	18.5	30.2	95	15	27.83
Dirt	15	30.0/15.0-15BT	SD-30	2	J53WT	15	18.5	30.2	95	15	27.43
Dirt	15	30.0/15.0-15BT	SD-44 WSS	2	JWNWT	15	18.5	30.2	95	15	28.03
Dirt	15	30.5/15.0-15BT	SD-38	2	JP6K3	16.8	19.5	30.9	97	15	29.14
Dirt	15	30.5/15.0-15BT	SD-33	2	JP8K3	16.8	19.5	30.9	97	15	28.84
Dirt	15	30.5/15.0-15BT	SD-23 (LR SPRINT)	2	J5TK3	16.8	18.9	30.9	97	15	27.8
Dirt	15	31.0/13.0-15G	SD-38	A	JEEKM	13	17.5	31.5	99	14	28.61
Dirt	15	31.0/15.0-15BT	SD-38	2	JP6NV	18.2	19.2	31.5	99	15	29.82
Dirt	15	31.0/15.0-15BT	SD-33 (LR SPRINT)	2	J4ANV	16.8	18.9	31.5	99	15	29.11
Dirt	15	32.0/13.0-15GT	SD-33	D	J1AP8	13	17.4	32.3	101.5	14	27.61
Dirt	15	32.0/13.0-15GT	SD-44	D	J1EP8	13	17.4	32.3	101.5	14	28.19
Dirt	15	32.0/13.0-15GT	SD-48	D	J24P8	13	17.4	32.3	101.5	14	28.49
Dirt	15	32.0/13.0-15GT	SD-38	D	J43P8	13	17.4	32.3	101.5	14	27.91
Dirt	15	32.0/13.0-15GT	MD-50	D	JRJP8	13	17.4	32.3	101.5	14	28.59
Dirt	15	34.0/17.0-15GT	MC-1	H	J5HNN	16.7	20	33.4	105	17.5	31.81
Dirt	15	34.0/17.0-15GT	MC-2	H	J5JNN	16.7	20	33.4	105	17.5	32.21
Dirt	15	34.0/17.0-15GT	MC-3	H	J5KNN	16.7	20	33.4	105	17.5	32.41
Dirt	15	34.0/17.0-15GT	SD-38	H	J5RNN	16.7	20	33.4	105	17.5	32.01
Dirt	15	34.0/17.0-15GT	MC-3 WSS	H	JWKNN	16.7	20	33.4	105	17.5	32.41
Dirt	15	34.0/18.0-15GTW	SD-38	T	J22FH	18.5	21.6	33.6	105.5	17.5	33.6
Dirt	15	34.0/18.0-15GTW	SD-44	T	J23FH	18.5	21.6	33.6	105.5	17.5	33.8

# DIRT

## MICRO SPRINT



Type	Rim Dia.	Size	Desc/Cmpd	Tread	Prod#	Trd Wd	Sect Wd	Dia	Circ	Rim Wd	Wt
Dirt	8	16.0/8.5-8GT	SD-44 NMMA	C	JKKN8	8	10.2	16.4	51.5	8	8.89
Dirt	10	18.0/6.0-10GT	SD-33	G	J4AH1	6.5	7.9	18.3	57.5	6.5	7.91
Dirt	10	18.0/6.0-10GT	SD-23	G	J5TH1	6.5	7.9	18.3	57.5	6.5	7.91
Dirt	10	18.0/6.0-10GT	SD-33 ATV	G	JH6H1	6.5	7.9	18.3	57.5	6.5	8.54
Dirt	10	18.0/6.0-10GT	SD-23 ATV	G	JP7H1	6.5	7.9	18.3	57.5	6.5	8.54
Dirt	10	18.0/8.0-10GT	SD-33	G	J1AHF	7.5	9.4	18.3	57.5	8	9.18
Dirt	10	18.0/8.0-10GT	SD-23	G	J5THF	7.5	9.4	18.3	57.5	8	9.18
Dirt	10	18.0/10.0-10GT	SD-23	G	J5THJ	9.5	11	18.9	59.5	10	11.22
Dirt	10	18.0/10.0-10GT	SD-44 ATV	G	JDPHJ	9.5	11	18.8	59	10	11.74
Dirt	10	18.0/10.0-10GT	SD-38 ATV	G	JP6HJ	9.5	11	18.8	59	10	11.74
Dirt	10	18.0/10.0-10GT	SD-23 ATV	G	JP7HJ	9.5	11	18.8	59	10	11.64
Dirt	10	19.0/8.0-10GT	SD-33	G	J4AHK	8	10.1	19.3	60.5	8	10.24
Dirt	10	19.0/8.0-10GT	SD-23	G	J5THK	8	10.1	19.3	60.5	8	10.24
Dirt	10	19.0/8.0-10GT	SHARP	G	JP5HK	8	10.1	19.3	60.5	8	10.54
Dirt	10	19.0/10.0-10GT	SD-23	G	J5THL	10.5	11.7	19.6	61.5	10	11.74
Dirt	10	19.0/10.0-10GT	SD-38	G	JP6HL	10.5	11.7	19.6	61.5	10	11.84
Dirt	10	19.0/10.0-10GT	SHARP	G	JV7HL	10.5	11.7	19.6	61.5	10	12.04
Dirt	10	20.0/8.0-10GT	SD-33	G	J4AHM	8	10.1	20.2	63.5	8	10.14
Dirt	10	20.0/8.0-10GT	SD-23	G	J5THM	8	10.1	20.2	63.5	8	10.14
Dirt	10	20.0/8.0-10GT	SD-38	G	JP6HM	8	10.1	20.2	63.5	8	10.24
Dirt	10	20.0/10.0-10GT	SHARP	G	J24F7	10	12	20.4	64	10	13.82
Dirt	10	20.0/10.0-10GT	SD-33	G	J4AF7	10	12	20.4	64	10	13.42
Dirt	10	20.0/10.0-10GT	SD-30	G	J53F7	10	12	20.4	64	10	13.32
Dirt	10	20.0/10.0-10GT	SD-23	G	J5TF7	10	12	20.4	64	10	13.42
Dirt	10	20.5/10.0-10GT	SD-33	G	J4AF1	10.5	12	20.9	65.5	10	13.53
Dirt	10	20.5/10.0-10GT	SD-23	G	J5TF1	10.5	12	20.9	65.5	10	13.53
Dirt	10	21.5/10.0-10GTW	SD-48	G	J4CB6	10.5	12.7	22.1	69.5	10	14.3
Dirt	10	21.5/10.0-10GTW	SD-38	G	J4FB6	10.5	12.7	22.1	69.5	10	14.1
Dirt	10	21.5/10.0-10GTW	SD-23	G	J4GB6	10.5	12.7	22.1	69.5	10	14
Dirt	10	57/6.5-10DT	SD-33	F	J4ADW	7	7.8	18.5	58	6.5	7.91
Dirt	10	57/6.5-10DT	SD-38	F	JP6DW	7	7.8	18.5	58	6.5	8.01
Dirt	10	57/6.5-10DT	SD-23	F	JP7DW	7	7.8	18.5	58	6.5	7.91
Dirt	10	59.0/8.0-10GT	SD-33	2	J4AUN	8	10.1	18.6	58.5	8	10.2
Dirt	10	59.0/8.0-10GT	SD-38	2	J4FUN	8	10.1	18.6	58.5	8	10.3
Dirt	10	59.0/8.0-10GT	SD-23	2	J5TUN	8	10.1	18.6	58.5	8	10.2
Dirt	10	58.0/10.0-10BT	SD-33	2	J4A1A	9.5	10.1	18.6	58.5	10	11.77
Dirt	10	58.0/10.0-10BT	SD-23	2	J5T1A	9.5	10.1	18.6	58.5	10	11.87
Dirt	10	58.0/10.0-10BT	SD-38	2	JP61A	9.5	10.1	18.6	58.5	10	11.97
Dirt	10	61.0/10.0-10DT	SD-44	F	J2XKY	9.8	11	19.4	61	8	11.5
Dirt	10	62.0/8.0-10BT	SD-33	2	J5A1N	8	10.1	19.4	61	8	10.5
Dirt	10	63.0/10.0-10GT	SD-33	2	J4AYM	11.2	12	20.5	64.5	10	13.71
Dirt	10	63.0/10.0-10GT	SD-23	2	J5TYM	11.2	12	20.5	64.5	10	13.71
Dirt	10	63.0/10.0-10GT	SD-38	2	JP6YM	11.2	12	20.5	64.5	10	13.81
Dirt	10	70/13.0-10GT	SD-33	G	J4AN6	13.5	15	22	69	13	16.24
Dirt	10	70/13.0-10GT	SD-44	G	J4BN6	13.5	15	22	69	13	16.54
Dirt	10	70/13.0-10GT	SD-38	G	J4FN6	13.5	15	22	69	13	16.44
Dirt	10	70/13.0-10GT	SD-23	G	J5TN6	13.5	15	22	69	13	16.34
Dirt	10	70/13.0-10GT	SPEC	G	JE7N6	13.5	15	22	69	13	17.04
Dirt	10	70/13.0-10GT	SD-48	G	JNXN6	13.5	15	22	69	13	16.64

# DIRT

## MIDGET & MINI-SPRINT



Type	Rim Dia.	Size	Desc/Cmpd	Tread	Prod#	Trd Wd	Sec Wd	Dia	Circ	Rim Wd	Wt
Dirt	13	22.5/6.0-13GT	SD-33	G	JH6EC	6	7.7	21.5	67.5	6	10.23
Dirt	13	22.5/6.0-13GT	SD-23	G	JJAEC	6	7.7	21.5	67.5	6	10.23
Dirt	13	22.5/7.0-13GT	SD-33	G	JH6MF	7	8.2	21.5	67.5	6	11
Dirt	13	22.5/7.0-13GT	SD-23	G	JJAMF	7	8.2	21.5	67.5	6	11.1
Dirt	13	22.5/7.0-13GT	SD-38	G	JJBMF	7	8.2	21.5	67.5	6	11.1
Dirt	13	22.5/8.0-13GT	SD-23	G	J20WK	8	9.4	21.7	68	8	12.56
Dirt	13	22.5/8.0-13GT	SD-48	G	J24WK	8	9.4	21.7	68	8	12.86
Dirt	13	22.5/8.0-13GT	SD-44	G	JDDWK	8	9.4	21.7	68	8	12.76
Dirt	13	22.5/8.0-13GT	MD-57 SES	G	JLTKW	8	9.4	21.7	68	8	13.06
Dirt	13	22.5/8.0-13GT	SD-44/71"	G	J1EA4	8	9.6	22.6	71	8	12.09
Dirt	13	22.5/8.0-13GT	SD-48 71"	G	J4YA4	8	9.6	22.6	71	8	12.29
Dirt	13	22.5/8.0-13GT	SD-23 71"	G	JDLA4	8	9.6	22.6	71	8	11.99
Dirt	13	22.5/8.0-13GT	MD-57 71"	G	JLTA4	8	9.6	22.6	71	8	12.49
Dirt	13	22.5/8.0-13GT	SD-38 SPDSTR	G	JUFA4	8	9.6	22.6	71	8	12.09
Dirt	13	22.5/9.5-13GT	MD-57 SES	G	J19MH	9.5	10.3	22	69	8	14.31
Dirt	13	22.5/9.5-13GT	SD-23	G	JJAMH	9.5	10.3	22	69	8	13.41
Dirt	13	22.5/9.5-13GT	SD-38	G	JJBMH	9.5	10.3	22	69	8	13.51
Dirt	13	22.5/9.5-13GT	SD-44	G	JJCMH	9.5	10.3	22	69	8	14.01
Dirt	13	22.5/9.5-13GT	SD-48	G	JJDMH	9.5	10.3	22	69	8	14.11
Dirt	13	22.5/9.5-13GT	SD-33/71"	G	J1AMH	9.5	10.4	22.6	71	8	14.9
Dirt	13	22.5/9.5-13GT	SD-44/71"	G	J1EMH	9.5	10.4	22.6	71	8	15.3
Dirt	13	22.5/9.5-13GT	SD-38/71"	G	J43MH	9.5	10.4	22.6	71	8	15
Dirt	13	22.5/9.5-13GT	SD-23/71"	G	J5TMH	9.5	10.4	22.6	71	8	16.2
Dirt	13	22.5/9.5-13GT	SD-48 71" KMSA	G	JTWMH	9.5	10.4	22.6	71	8	15.5
Dirt	13	22.5/9.5-13GT	MD-57 71" KMSA	G	JTXMH	9.5	10.4	22.6	71	8	15.5
Dirt	13	23.5/10.0-13GT	SD-38	G	J43CF	9.5	11.6	23.6	74	8	15.57
Dirt	13	23.5/10.0-13GT	SD-33	G	J4ACF	9.5	11.6	23.6	74	8	15.47
Dirt	13	23.5/10.0-13GT	SD-48	G	J4CCF	9.5	11.6	23.6	74	8	16.27
Dirt	13	23.5/10.0-13GT	SD-23	G	J5TCF	9.5	11.6	23.6	74	8	15.57
Dirt	13	23.5/10.0-13GT	MD-57 KMSA	G	JTXCF	9.5	11.6	23.6	74	8	16.37
Dirt	13	24.0/10.0-13GT	SD-38	G	J43P2	10	12.6	24	75.5	10	15.16
Dirt	13	24.0/10.0-13GT	SD-33	G	J4AP2	10	12.6	24	75.5	10	15.06
Dirt	13	24.0/10.0-13GT	SD-48	G	J4CP2	10	12.6	24	75.5	10	14.86
Dirt	13	24.0/10.0-13GT	HD-65	G	J4JP2	10	12.6	24	75.5	10	15.16
Dirt	13	24.0/10.0-13GT	SD-23	G	J5TP2	10	12.6	24	75.5	10	15.06
Dirt	13	24.5/10.0-13GT	SD-33	G	J4AJD	10	12.6	24.4	76.5	10	15.22
Dirt	13	24.5/10.0-13GT	SD-23	G	J4GJD	10	12.6	24.4	76.5	10	15.22
Dirt	13	24.5/10.0-13GTW	SD-38	G	J43FA	11	13.5	24.4	76.5	10	18.15
Dirt	13	24.5/10.0-13GTW	SD-33	G	J4AFA	11	13.5	24.4	76.5	10	17.95
Dirt	13	25.0/10.0-13GT	SD-48	G	J24FN	10.5	12.8	25	78.5	10	15.19
Dirt	13	25.0/10.0-13GT	SD-38	G	J43FN	10.5	12.8	25	78.5	10	15.39
Dirt	13	25.0/10.0-13GT	SD-33	G	J4AFN	10.5	12.8	25	78.5	10	15.29
Dirt	13	25.0/10.0-13GTW	SD-38	G	J43FP	11	13.5	24.7	77.5	10	18.13
Dirt	13	25.5/10.0-13GTW	SD-38	G	J43FM	10.5	13.2	25.3	79.5	10	18.4
Dirt	13	25.5/10.0-13GTW	SD-33	G	J4AFM	10.5	13.2	25.3	79.5	10	18.2
Dirt	13	26.0/12.0-13GT	SD-44	G	J1ERE	11.8	13.7	25.9	81.5	10	19.52
Dirt	13	26.0/12.0-13GT	SD-38	G	J1SRE	11.8	13.7	25.9	81.5	10	19.52
Dirt	13	26.0/12.0-13GT	SD-23	G	JDARE	11.8	13.7	25.9	81.5	10	19.32
Dirt	13	26.0/12.0-13GT	SD-33	G	JDBRE	11.8	13.7	25.9	81.5	10	19.32
Dirt	13	26.0/12.0-13GT	SD-48	G	JDNRE	11.8	13.7	25.9	81.5	10	19.72



# ASPHALT

## LATE MODEL / MODIFIED / STREET STOCK (TREADED)

Type	Diam	Size	Desc	Tread	Prod#	Trd Wd	Sect Wd	Dia	Circ	Rim Wd	Wt
Asphalt	15	G60-15	KK-704 S/H	BB	JYAV5	8.8	10.4	26.4	83	7	21.38
Asphalt	15	G60-15SH	KK-704 S/H	BB	JYAV6	8.8	10.6	25.9	81.5	7	21.23
Asphalt	15	26.5/8.0-15T	AR 870 Mexico	GG	JNNDX	8	10.6	26.3	82.5	8	20.66
Asphalt	15	26.5/8.0-15T	AR 870	GG	J2LXD	8	10.6	26.3	82.5	8	20.66
Asphalt	15	27.0/8.0-15T	AR 870	GG	J2NX4	8	10.6	27.2	85	8	20.98
Asphalt	15	27.0/8.0-15T	AR 870	GG	J2LX4	8	10.6	26.9	84.5	8	20.98
Asphalt	15	26.5/8.0-15T	AR 970	GG	JFTXD	9	11.1	26.3	82.5	8	21.36
Asphalt	15	27.0/8.0-15T	AR 970	GG	JFTX4	9	11.2	26.9	84.5	8	21.92
Asphalt	15	26.5/8.0-15T	AR 970S	GG	JA6XD	9	11.1	26.3	82.5	8	22.49
Asphalt	15	27.0/8.0-15T	AR 970S	GG	JA6X4	9	11.2	27.1	85	8	22.98
Asphalt	15	26.5/8.0-15T	BG 870	GG	J4EXD	8	10.3	26.9	84.5	7	15.7
Asphalt	15	26.5/8.0-15T	BRISCA F1	GG	JY4XD	9	11.1	26.3	82.5	8	21.16
Asphalt	15	27.5/9.0-15T	Y3 BRT	3	JC5BP	8.8	11.6	27.4	86	8	20.5

# ASPHALT

## LATE MODEL / LTD LATE MODEL (SLICK)

Type	Diam	Size	Desc	Tread	Prod#	Trd Wd	Sect Wd	Dia	Circ	Rim Wd	Wt
Asphalt	15	26.5/8.0-15S	AR 488	S	JXDAA	8.2	10.6	26.3	82.5	8	20.19
Asphalt	15	27.0/8.0-15S	AR 528	S	JXEHY	8.2	10.7	26.9	84.5	8	21.57
Asphalt	15	27.0/8.0-15S	VRDM	S	JAL5A	8	10.8	26.7	84	8	19.11
Asphalt	15	26.5/8.0-15S	EC-31	S	J63AA	8.2	10.8	26.1	82	8	19.49
Asphalt	15	27.0/8.0-15S	EC-31	S	J63HY	8	11	27.1	85	8	20.73
Asphalt	15	27.0/8.0-15S	EC-31	S	J61HY	8	10.9	26.6	83.5	8	20.38
Asphalt	15	26.5/8.0-15S	EC-85	S	JLXAA	8.2	10.8	26.1	82	8	19.39
Asphalt	15	27.0/8.0-15S	EC-85	S	JLSHY	8	10.9	26.6	83.5	8	20.38
Asphalt	15	26.5/9.0-15S	AR 955	S	JCJYK	9.2	11.1	26.3	83	8	19.77
Asphalt	15	27.0/9.0-15S	AR 955	S	JCJYJ	9.2	11.3	26.9	84.5	8	20.46
Asphalt	15	27.0/9.0-15S	AR 955	S	JCJUT	9.2	11.1	27.2	85.5	8	20.91
Asphalt	15	26.0/10.0-15S	EC-31	S	J63BY	10	12.6	26.1	82	10	24.3
Asphalt	15	26.5/10.0-15S	EC-31	S	J63JN	10.2	12.9	26.6	83.5	10	24.36
Asphalt	15	27.0/10.0-15S	EC-31	S	J63B7	10.5	13	27.1	85	10	24.58
Asphalt	15	26.0/10.0-15S	EC-21	S	J62BY	10	12.6	26.1	82	10	24.2
Asphalt	15	26.5/10.0-15S	EC-21	S	J62JN	10.2	12.9	26.6	83.5	10	24.26
Asphalt	15	27.0/10.0-15S	EC-21	S	J62B7	10.5	13	27.1	85	10	24.48
Asphalt	15	26.5/10.0-15S	AR 153	S	JADJN	10.2	12.9	26.6	83.5	10	24.16
Asphalt	15	27.0/10.0-15S	AR 153	S	JADB7	10.5	13	27.1	85	10	24.38
Asphalt	15	26.0/10.0-15S	EC-83	S	JF7JV	10	12.6	25.8	81	10	23.11
Asphalt	15	26.5/10.0-15S	EC-83	S	JF7JN	10.2	12.9	26.3	83	10	23.12
Asphalt	15	26.5/10.0-15S	EC-83	S	JKPJN	10.2	12.9	26.3	83	10	23.12
Asphalt	15	26.0/10.0-15S	EC-83 DLR	S	J14JV	10	12.6	25.8	81	10	23.11
Asphalt	15	26.0/10.0-15S	EC-84	S	J15JV	10	12.6	25.8	81	10	23.21
Asphalt	15	26.5/10.0-15S	EC-84	S	J6VJN	10.2	12.9	26.6	83.5	10	23.42
Asphalt	15	26.5/10.0-15S	EC-84	S	JCTJN	10.2	12.9	26.3	83	10	23.22
Asphalt	15	27.0/10.0-15S	EC-84	S	JCTBL	10.5	13	27.1	85	10	23.72
Asphalt	15	27.0/10.0-15S	EC-84	S	J6VBL	10.5	13	27.1	85	10	23.92
Asphalt	15	27.0/10.0-15S	EC-84 DLR	S	JPKBL	10.5	13	27.1	85	10	23.62
Asphalt	15	26.5/10.0-15S	McCREARY SPEED *	S	JMTWJ	10.8	13.1	26.6	83.5	10	24.74
Asphalt	15	27.0/10.0-15S	McCREARY SPEED *	S	JMRW4	10.9	13.1	26.9	84.5	10	25.31
Asphalt	15	27.0/11.5-15S	EC-82	S	J9KAF	10.9	13.1	26.9	84.5	10	25.21



# ASPHALT

## SPRINT / SUPER MODIFIEDS (SLICK)



Type	Diam	Size	Desc	Tread	Prod#	Trd Wd	Sect Wd	Dia	Circ	Rim Wd	Wt
Asphalt	15	17.0/28.0-15	131	S	J7JU5	16.5	19.5	28	88	17	29.43
Asphalt	15	17.0/28.0-15	M-130	S	JCAU5	16.5	19.5	28	88	17	29.43
Asphalt	15	17.0/28.0-15	132	S	JX9U5	16.5	19.5	28	88	17	29.53
Asphalt	15	23.5/10.0-15S	131	S	JCBCJ	9.5	11	23.9	75	10	16.56
Asphalt	15	23.5/10.0-15S	M-28	S	JNJ CJ	9.5	11	23.9	75	10	16.56
Asphalt	15	24.0/11.0-15S	131	S	JCBJ3	11.5	12	24.5	77	10	18.29
Asphalt	15	24.0/11.0-15S	M-28	S	JJLJ3	11.5	12	24.5	77	10	18.29
Asphalt	15	24.5/10.0-15S	131	S	J7JLK	10	12.2	24.5	77	10	19.56
Asphalt	15	25.0/11.0-15S	131	S	JCBBX	11.2	12.6	25.3	79.5	10	18.95
Asphalt	15	25.0/11.0-15S	M-28	S	JJLBX	11.2	12.6	25.3	79.5	10	19.05
Asphalt	15	25.0/13.5-15S	M-130	S	JCAJH	13.5	15.3	25.5	80	14	20.25
Asphalt	15	25.5/13.5-15S	M-130	S	JB9JJ	13.5	16.3	25.9	81.5	15	22.01
Asphalt	15	25.5/13.5-15S	M-130	S	JCAJJ	13.5	16.3	25.9	81.5	15	23.44
Asphalt	15	25.5/15.0-15S	AR 1523	S	J5PA7	14.2	16.3	25.6	80.5	15	21.12
Asphalt	15	26.0/13.5-15S	M-130	S	JCAA5	13.5	16.7	26.9	84.5	15	20.97
Asphalt	15	26.0/15.0-15S	AR 1526	S	J3HAC	14.2	17	26.7	84	15	22.73
Asphalt	15	27.5/14.0-15S	M-32	S	JJNA9	13.5	16.6	27.9	87.5	15	26.33

# ASPHALT

## MICRO-SPRINT

Type	im	Di	Size	Desc/Cmpd	Tread	Prod#	Trd Wd	Sect Wd	Dia	Circ	Rim Wd	Wt
Asphalt	8	15.0/6.0-8S	SD-44	NMMA	S	JNTRN	6	7.5	15.4	48.5	6	5.49
Asphalt	8	15.0/7.0-8S	M-28		S	JNJRP	7	8.2	15.6	49	7	6.07
Asphalt	8	15.0/7.0-8S	M-32		S	JNMRP	7	8.2	15.6	49	7	6.07
Asphalt	8	15.0/8.0-8S	852		S	JNMRT	8	9.1	15.8	49.5	8	6.39
Asphalt	10	17.0/7.0-10	Bando		S	J5LT2	6.2	7.4	17.4	54	6	7.62
Asphalt	10	18.0/6.0-10GT	704		G	J13YL	6.5	8	18.6	58.5	6.5	10.93
Asphalt	10	18.0/6.0-10GT	KUWAIT	ATV	G	J13H1	6.5	7.9	18.3	57.5	6.5	8.24
Asphalt	10	18.0/10.0-10GT	KUWAIT	ATV	G	J13HJ	9.5	11	18.9	59.5	10	11.52
Asphalt	10	18.0/10.0-10S	M-34	MMRA	S	JFDHJ	7.8	8.8	18	56.5	7	15.22

# ASPHALT MIDGET



Type	Rim Dia.	Size	Desc/Cmpd	Tread	Prod#	Trd Wd	Sec Wd	Dia	Circ	Rim Wd	Wt
Asphalt	13	20.0/6.0-13S	SOFT	S	JAVNA	6	7.5	20.7	65	6	8.49
Asphalt	13	20.0/8.0-13S	M-31	S	JJMNB	8	9.3	20.7	65	8	9.67
Asphalt	13	20.0/8.0-13S	M-28	S	JNJNB	8	9.3	20.7	65	8	9.77
Asphalt	13	20.5/7.5-13S	BG 52	S	J3MUA	7.5	8.4	21	66	7	13.54
Asphalt	13	21.0/8.5-13S	M-31	S	JJMNE	8.3	10.4	21.2	66.5	10	10.89
Asphalt	13	21.5/10.0-13S	M-28	S	JJLJ5	9.2	9.7	21.7	68	8	11.44
Asphalt	13	9.8/22.0-13	M-32	S	JJNM4	9.5	10.7	22.3	70	8	16.66
Asphalt	13	9.8/22.0-13	M-28	S	JNJM4	9.5	10.7	22.3	70	8	16.66
Asphalt	13	22.5/8.0-13S	MD-50 MCR	S	JLWNR	8.3	10.2	22.4	70.5	8	12.17
Asphalt	13	22.5/8.0-13S	704	S	J13EB	8.5	10.2	22.3	70	8	14.19
Asphalt	13	22.5/8.0-13S	705/SH	S	J10EW	8.5	10.2	21.3	67	8	14.28
Asphalt	13	22.5/8.0-13S-SH	704	S	J13EW	8.5	10.2	21.3	67	8	14.08
Asphalt	13	22.5/9.0-13S	MD-50 JSR	S	JKUEW	8.3	10.2	22.4	70.5	8	12.17
Asphalt	13	22.5/10.0-13S	M-28	S	JNJEB	9.5	10.6	22.6	71	8	13.14
Asphalt	13	23.5/10.0-13S	M-28	S	JJLLH	10	12.2	23.4	73.5	9	15.83
Asphalt	13	23.5/12.0-13S	131	S	J7JHP	11.8	13.1	23.6	74	10	16.01
Asphalt	13	23.5/12.0-13S	M-32	S	JJNHP	11.8	13.1	23.6	74	10	16.32

# ASPHALT MINI STOCK

Type	Rim Dia.	Size	Desc/Cmpd	Tread	Prod#	Trd Wd	Sec Wd	Dia	Circ	Rim Wd	Wt
Asphalt	13	22.5/10.0-13S	131	S	JCBMA	10	11.5	22.9	72	10	15.49
Asphalt	13	23.0/7.0-13	AR 705 SH	GG	JELYX	7	8.5	22.9	72	6	16.09
Asphalt	13	23.0/7.0-13	AR 705	GG	JEKYX	7	8.5	23.2	73	6	16.01
Asphalt	13	23.0/7.0-13	AR 770	GG	JHHYX	7	8.5	23.2	73	6	16.01
Asphalt	13	23.0/8.0-13	AR 805	GG	JECK5	8.2	9.3	23.2	73	7	16.98
Asphalt	13	23.0/8.0-13	AR 805 SH	GG	JEHKC	8	9.3	22.9	72	7	16.98
Asphalt	13	23.5/10.0-13S	131	S	JCBCF	9.7	11.3	23.2	73	10	15.72
Asphalt	13	23.5/10.0-13S	132	S	JCCCF	9.7	11.3	23.2	73	10	17.22
Asphalt	14	23.0/7.0-14	AR 705 SH	GG	JELYT	7	7.8	23.2	73	6	16.03
Asphalt	14	23.0/7.0-14	AR 770 SH	GG	JHLYT	7	7.8	23.2	73	6	16.03
Asphalt	14	23.0/7.0-14	AR 705	GG	JEKYT	7	7.9	23.6	74	6	16.13
Asphalt	14	23.0/7.0-14	AR 770	GG	JHHYT	7	7.9	23.6	74	6	16.13
Asphalt	14	24.0/7.0-14	AR 705	GG	JEKUD	7	8.6	24.2	76	7	14.25
Asphalt	14	24.0/7.0-14	AR 770	GG	JHHUD	7	8.6	24.2	76	7	14.25
Asphalt	15	24.0/7.0-15	AR 782	GG	JHMKH	7	8.4	24.5	77	7	13.04
Asphalt	15	24.0/7.0-15	AR 705 SH	GG	JELKH	7	8.3	24	75.5	7	15.04
Asphalt	15	24.0/7.0-15	AR 770 SH	GG	JHLKH	7	8.3	24	75.5	7	14.94
Asphalt	15	24.0/7.0-15	AR 705	GG	JEKKH	7	8.3	24.5	77	7	15.04

# ASPHALT DOT



Type	Diam	Size	Desc	Tread	Prod#	Trd Wd	Sect Wd	Dia	Circ	Rim Wd	Wt
Asphalt	13	P215/60D13-B-CB	PN-E 704	GG	PMH88	0	8.5	23.2	73	6	15.74
Asphalt	13	P235/60D13	PN-C A-4 NEDWARF	CC	PCK5Y	0	9.5	23.8	75	7	16.82
Asphalt	13	P235/60D13	A-4 S/H	CC	PYA5Y	0	9.5	23.8	75	7	16.82
Asphalt	13	P235/60D13	PN-C A-4 NEDWARF SH	CC	PCN5Y	0	9.5	23.4	73.5	7	16.84
Asphalt	15	P225/70D15	PN-G H 705	GG	PPL28	0	9.6	27.1	85	6.5	21.43
Asphalt	15	P225/70D15	PN-H 706	HH	PCM28	0	9.5	26.6	83.5	6.5	20.11
Asphalt	15	P225/70D15	PN-H 705	HH	PNH28	0	9.5	26.6	83.5	6.5	19.61
Asphalt	15	P225/70D15	PN-H 704	HH	PNL28	0	9.5	26.6	83.5	6.5	19.91
Asphalt	15	P225/70D15	PN-G H 705 SH	GG	PPLAL	0	9.3	26.8	84	6.5	21.2
Asphalt	15	P235/70D15	PN-H 705	HH	PNH38	0	10	27.1	85	7	20.73
Asphalt	15	P235/70D15	PN-H 704	HH	PNL38	0	10	27.1	85	7	20.43
Asphalt	15	P265/60D15	PN-G H 704	GG	PPNAH	0	10.6	27.4	86	7.5	22.24
Asphalt	15	P265/60D15	PN-G H 704 SH	GG	PPNAE	0	10.7	26.9	84.5	7.5	21.93

# DIRT DOT

Type	Diam	Size	Desc	Tread	Prod#	Trd Wd	Sect Wd	Dia	Circ	Rim Wd	Wt
Dirt	13	P215/60D13-B-CB	PN-E M DIRT	GG	PMJ88	0	8.5	23.2	73	6	15.94
Dirt	13	P235/60D13	PN-C DIRT SH	CC	PP25Y	0	9.5	23.4	73.5	7	16.54
Dirt	15	G60-15	PN-B DIRT	BB	PP2W8	0	10	26.3	82.5	7	20.43
Dirt	15	L60-15	PN-B DIRT	BB	PP218	0	10.8	28.2	88.5	7	23.39
Dirt	15	P245/70D15	PN-D H MSPA	DD	PTP1Y	0	9.9	27.7	87	7	20.97
Dirt	15	P265/60D15	PN-D S	DD	PNM2Y	0	10.7	28	88	7.5	22.29
Dirt	15	P265/60D15SH	PN-D M SH	DD	PNKAE	0	10.9	27.7	87	7.5	22.48
Dirt	15	P285/60D15	PN-D S SH	DD	PNMAB	0	11.7	27.6	87	8	23.95
Dirt	15	P295/50D15	PN-B DIRT	BB	PDT58	0	12.2	26.7	84	9.5	22.27

# SPORTS CAR / ROAD RACING



## ROAD RACING

Type	Diam	Size	Desc	Tread	Prod#	Trd Wd	Sect Wd	Dia	Circ	Rim Wd	Wt
Sports	15	23.5/10.0-15S	SC2100	S	JWYJF	9.2	11	23.9	75	10	19.18
Sports	15	24.0/11.0-15S	SC2100	S	JWYJ3	10.2	12	24.5	77	10	20.57
Sports	15	26.0/13.5-15S	M-130	S	JCAA5	13.5	16.7	26.9	84.5	15	20.97
Asphalt	15	27.0/10.0-15S	EC-84	S	JCTBL	10	13	27.1	85	10	23
Asphalt	15	27.0/10.0/15S	McCreary	S	JMRW4	11	13	27.1	85	10	25.1
Sports	15	27.0/10.0-15	LM Wet	R	JCNW4	10	13	27.1	85	10	28.1

## FORMULA CONTINENTAL

Type	Diam	Size	Desc	Tread	Prod#	Trd Wd	Sect Wd	Dia	Circ	Rim Wd	Wt
Sports	13	20.5/7.0-13S	FC	S	JFCF2	7.2	8.7	21.2	66.5	7	11.94
Sports	13	22.0/8.0-13S	FC	S	JFCC3	8.2	9.9	22.1	69.5	8	13.71
Sports	13	20.5/7.0-13S	Blank/Decal	S	JTAF2	7.2	8.7	21.2	66.5	7	11.94
Sports	13	22.0/8.0-13S	Blank/Decal	S	JTAC3	8.2	9.9	22.1	69.5	8	13.71
Sports	13	20.5/7.0-13S	W Canada FC	S	JCMF2	7.2	8.7	21	66	7	12.72
Sports	13	22.0/8.0-13S	W Canada FC	S	JCMC3	8.2	9.9	22.1	69.5	8	14.25
Sports	13	20.5/7.0-13	FC Wet	R	JW9F2	7.3	8.7	21.2	66.5	7	13.8
Sports	13	22.0/8.0-13	FC Wet	R	JTAEI	8	9.8	22.1	69.5	8	15.41

## FORMULA V

Type	Diam	Size	Desc	Tread	Prod#	Trd Wd	Sect Wd	Dia	Circ	Rim Wd	Wt
Sports	15	21.5/5.0-15S	132	S	JCCEJ	5	5.5	21.3	67	4.5	9.78
Sports	15	22.0/6.0-15S	132	S	JCCEK	6	6.5	22.3	70	4.5	11.36

## CLUB FORD

Type	Diam	Size	Desc	Tread	Prod#	Trd Wd	Sect Wd	Dia	Circ	Rim Wd	Wt
Sports	13	20.0/6.0-13S	133	S	JCDNA	6.2	7.2	20.7	65	5.5	10.17
Sports	13	22.5/7.5-13S	133	S	JCDHD	7.8	9.5	22.4	70.5	5.5	14.91

## VINTAGE MINI

Type	Diam	Size	Desc	Tread	Prod#	Trd Wd	Sect Wd	Dia	Circ	Rim Wd	Wt
Asphalt	10	18.0/6.0-10GT	704	G	J13YL	6.5	8	18.6	58.5	6.5	10.93

## RALLY


Type	Diam	Size	Desc	Tread	Prod#	Trd Wd	Sect Wd	Dia	Circ	Rim Wd	Wt
Sports	15	205/65R15	Rally Cross	4	JY6NA	7.1	9	25.2	79	8	28.83



**BB**



**CC**




**DD**




**FF**



**GG**



**HH**




**1**



**2**



**3**



**4**




**5**




**A**




**B**




**C**



**D**




**E**



**F**



**G**



**H**




**M**



**R**



**S**



**T**



## **United States & Canada**

### **NORTHEAST**

#### ***Lias Tire, Inc.***

488 N. Fifth Street  
Indiana, PA 15701  
PH: 724-463-0214  
Email: liastire@hotmail.com

### **MIDWEST**

#### ***Boubin Tire Co, Inc.***

2105 Jamestown Avenue / PO Box 736  
Independence, IA 50644  
PH: 800-722-3847 / 319-332-1332  
Email: order@boubin.com  
paul@boubin.com

### **MID ATLANTIC**

#### ***Feature Racing Products***

Dominion Raceway  
6501 Dominion Raceway Avenue  
Woodford, VA 22580  
PH: 540-805-5940  
Email: info@featureracingproducts.com

### **MICHIGAN / INDIANA**

#### ***American Racer Great Lakes Port City Racing, Inc.***

540 Danforth Street  
Coopersville, MI 49404  
PH: 800-472-2464  
Email: AWalker@portcityracing.net

### **NORTHWEST**

#### ***Race Car Supply***

3730 183<sup>rd</sup> Avenue  
Rochester, WA 98579  
PH: 360-858-1464  
Email: southsoundspeedway@hotmail.com

### **CANADA WEST**

#### ***Auto Clearing Parts***

331 Circle Drive West  
Saskatoon, SK, CANADA S7L 5S8  
PH: 306-665-1131  
Email: parts@autoclearing.com

### **SOUTH**

#### ***American Racer South***

867 Penland Road  
Brasstown, NC 28902  
PH: 828-360-5353  
Email: americanracersouth@frontier.com

### **NEW ENGLAND**

#### ***American Racer New England Dave Lind Motorsports***

Route 1A, 267 Dedham Street  
Norfolk, MA 02056  
PH: 508-384-3140  
Email: davelindracing@gmail.com

### **SOUTH CENTRAL**

#### ***Day Motorsports***

6100 Hwy. 69 North  
Tyler, TX 75706  
PH: 903-593-9815 / 800-543-6238  
Email: info@daymotorsports.com

### **WEST**

#### ***American Racer West***

7309 Roseville Rd, Suite 2  
Sacramento, CA 95842  
PH: 916-338-3838  
Email: americanracerwest@gmail.com

### **CANADA CENTRAL**

#### ***Grisdale Racing Products***

400 Brock Road  
Dundas, Ontario, CANADA L9H 5E4  
PH: 905-627-0224  
Fax: 905-627-1119  
Email: adam@grisdale.com

### **CANADA EAST**

#### ***JFD Distribution***

1268 Rue Cowie  
Granby, QC, CANADA J2J 0H2  
PH: 450-375-3055  
Email: info@jfdistribution.com



## **International**

### **EUROPE**

#### ***Universal Motorsports***

Oorsprongweg 67  
1795LB Texel - THE NETHERLANDS  
PH: +31 (0)222 311229  
Email: info@americanracer.eu

### **NEW ZEALAND**

#### ***Harris Race Car Parts, Ltd.***

1057 Scenic Drive North  
Swanson, Auckland, 0816  
NEW ZEALAND  
PH: +64 9 818 9991  
Email: janet@harrisracecars.co.nz

### **MEXICO**

#### ***Car Motion***

Av Adolfo Lopez Mateos #7  
Valle de Stamonica, Tlalnepantla, EDO  
MEXICO CP 54057  
PH: 55-5941-6860  
Email: javier.fernandez@carmotion.com.mx

### **AUSTRALIA**

#### ***American Tire & Racing Services***

Unit 11, Newton Road  
Wetherill Park, NSW 2199, AUSTRALIA  
PH: 9-011-612-9-756-6001  
Email: mark@americanracingtires.com

### **SOUTH AFRICA**

#### ***ATS Motorsport Supplies***

30 Schoongezicht Road  
Bergbron, Johannesburg  
SOUTH AFRICA  
PH: +27 11 670-8400  
Email: info@ats-motorsports.co.za